



Insider Guide to Spring Shows

The nuts and bolts of preparing for performances

Our spring shows are a one-of-a-kind production, featuring almost 800 performers wearing over 1,200 costumes during 9 sold out performances. Specific information can vary from year to year so make sure to check your emails or [visit our website](#) for the most up to date information. All performing families are provided a **Spring Show Parent Packet**, distributed at the spring show meeting, that **outlines lots of show information** including important dates, costumes, show day procedures, parent/performer responsibilities, tickets, extra practices, show orders, t-shirt order forms and specific information for our Toddler & Kinder families. Until that packet is made available for the upcoming year, this insider guide has been created to share some useful tips families may want to know.



Show Call Times

The spring show makeup schedules will tell you when your performer should arrive. **Call times are when your performer should be IN line to get makeup so plan to arrive 10-15 minutes before to get into costume.** (*Reminder that Toddler/Kinders and boys who are not in Clowning do NOT get makeup but should arrive in time to get into costume before the performer meeting starts 1 hour before show time.*) Makeup schedules are available at the spring show performer meeting.

Performers should arrive with their hair already done. It should be pulled back and out of the performers face. Ponytails, braids or buns all work well.



T-shirt Orders and Backstage Cover Ups


T-shirt orders for performers, Riggers, and crew are due many weeks before the shows open. The order form, with it's specific due date, are available in the Spring Show Parent Packet. **All performers are required to have a dark cover up backstage to wear over their costume.** If you are planning to use your performer shirt as a cover up we recommend ordering a size up in order to fit over your costume. (*And make sure your student's name is clearly labeled on it!*)

Any pre-ordered t-shirts will be ready for pick-up at tech/dress rehearsal at the concession stand. If you missed the deadline for ordering we do sell CJ t-shirts (they come in a variety of colors and styles with the CJ logo on the front) at our merchandise kiosk during the shows.



Backstage Info

Performers will spend a lot of time backstage. **We recommend all performers bring a bag backstage.** This bag should be used to store healthy, non-messy snacks, a water bottle, street clothes/cover ups, Blankets, and quiet activities (CJ's WiFi may not be available during the shows so send activities that do not require internet!) **Make sure to label your performer's name on everything!**



Look in the Family Portal

The Family Portal is a great online resource for our families. All announcements and downloadable forms related to the shows and other Circus Juventas programs are available on that site year-round.



Volunteers

Here are a few reminders for those of you who are volunteering:


- We ask that you **do not park in the CJ lot** when you arrive for your shift. We like to reserve our limited parking for patrons. Please feel free to park in the lot across Montreal or on the street. (*Pay attention to parking signs!*)
- When you arrive, please **check in at the front desk** (performances only; volunteers working dress rehearsals do not need to check in). You will be given a name tag and directed where to go.
- Please **leave all valuable/personal items at home** (anything beyond what can be carried in your pocket). We do NOT recommend leaving these items in your car and we do not have space to store large items for our great number of volunteers.
- We ask that you please **leave children at home**, as all CJ volunteers are required to be at least 18 years old.



Twitter Blog

Parent volunteers update our Twitter page, live posting when each act is performing and which acts are on deck. This is an EXTREMELY useful tool for families wondering when their performer will be done. Use the provided show orders in the Spring Show Parent Packet for an idea of when in the show your student's act(s) will be performing.

You can view the updates on our [Twitter home page](#) (**you do NOT need a Twitter account to view the updates!**) Those updates will also be posted on the [home page of our website](#) (the feed will become live on the site later in the year when we are closer to the shows.)




Cleaning Schedule

All performers in the second half of the show ages 11 and older are required to help clean the arena following performances. **Please check the cleaning schedule at the front desk during tech/dress rehearsal and make plans accordingly.** (Note: cleaning after the final purple show will include more students than the other nights in order to restore the building from show mode. This means that some students on the purple show may have to clean after more than one performance.)



Construction and Traffic

The spring brings warm weather to Minnesota. But it also tends to bring...construction! **Please note road closures and traffic delays when planning your route and travel time to the big top.** Late performers can mean they may miss their makeup time or their act! With almost 900 patrons plus all our volunteers and performers arriving, traffic can be busy around Highland Park. Performances do begin on time so please allow for extra time for dropping off and parking.



Still have questions? Email adminstaff@circusjuventas.org

NOTE: Toddlers & Circus Kinders have a different show day procedure than most performers. A Toddler/Kinder cheat sheet of information will be in the Spring Show Parent Packet available at the spring show meeting—that meeting is usually within the first couple weeks of spring session.

